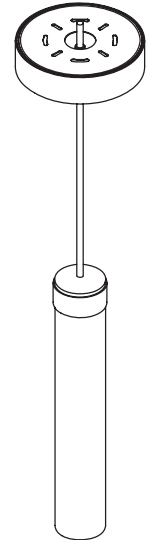


Features

- Includes warm white LED night light
- Accommodates energy efficient 4-pin fluorescent bulb
- 3000K, 24 watt bulb recommended for task lighting
- Bulb not included
- Sold as a single light
- Can be installed in front of Uplift cabinet for optimal lighting output

UFLPAL



Codes/Standards Applicable

Specified model meets or exceeds the following:

- California Building Standards Code (Title 24)
- UL listed for damp locations

Specified Model

Model	Description
UFLPAL	Uplift pendant light with night light <input type="checkbox"/>
Recommended Bulbs – available online and in most lighting supply stores: Philips PL-L24W/830/4D Sylvania FT24DL/830/ECO	

UPLIFT™ PENDANT LIGHT

Installation Notes

Install this product according to the installation guide.

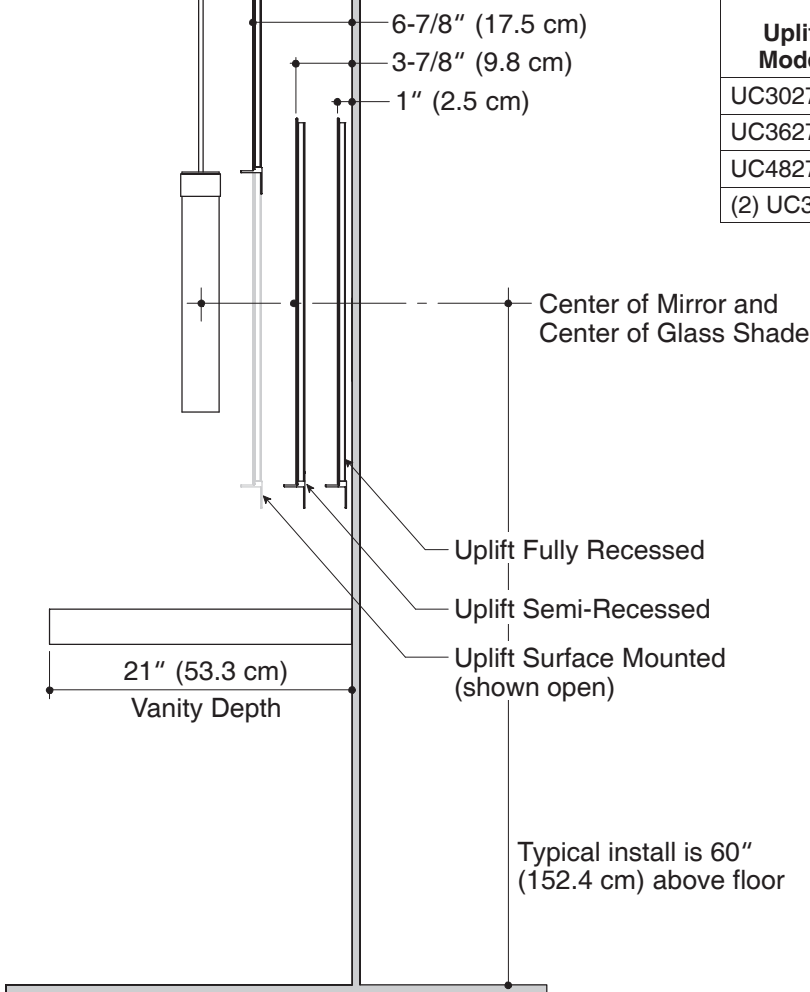
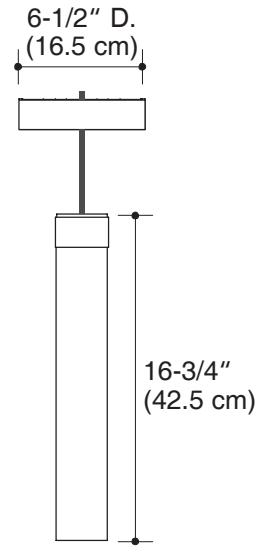
Installation of pendant is dependent upon the cabinet installation. For optimal lighting, line-up the center of the shade with the center of the cabinet.

Adjustable cord is 6 ft. (182.9 cm) long.

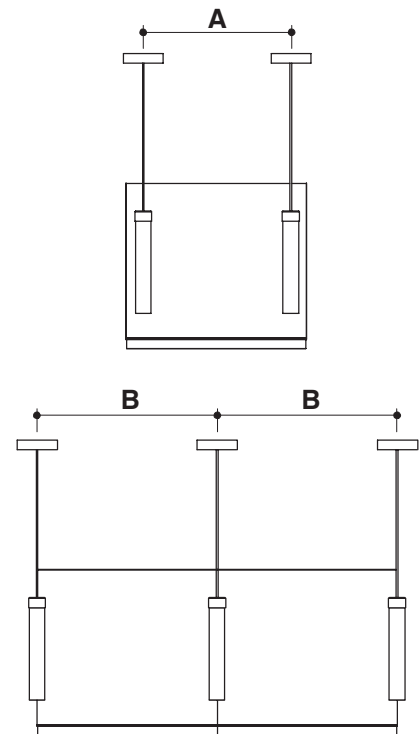
Maximum distance from the ceiling to the center of the pendant shade is 6 ft. 8 in. (203.2 cm).

When Installing with Uplift Cabinet
 Fully Recessed = 7-1/2" (19.1 cm) from wall
 Semi-Recessed = 10-3/8" (26.4 cm) from wall
 Surface Mounted = 13-3/8" (34 cm) from wall

When Installing with Wall Mirror
 6-1/2" (16.5 cm) + distance from mirror to wall



Uplift Model	Uplift Cabinet Width	Recommended Placement	
		A	B
UC3027	30" (76.2 cm)	28" (71.1 cm)	—
UC3627	36" (91.4 cm)	31" (78.7 cm)	—
UC4827	48" (121.9 cm)	43" (109.2 cm)	—
(2) UC3027	30" (76.2 cm)	—	30" (76.2 cm)



Product Diagram