



Sinks

VCS 36C

CUBE COLLECTION

Design Wetstyle Design Lab



FEATURES

Handcrafted in Montreal, Canada

Installation type: above-counter

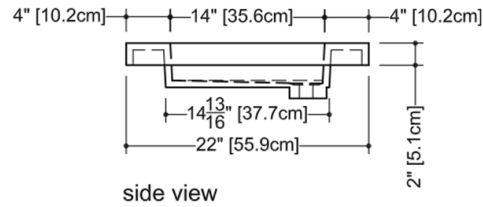
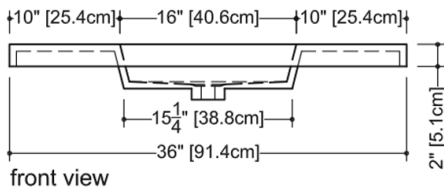
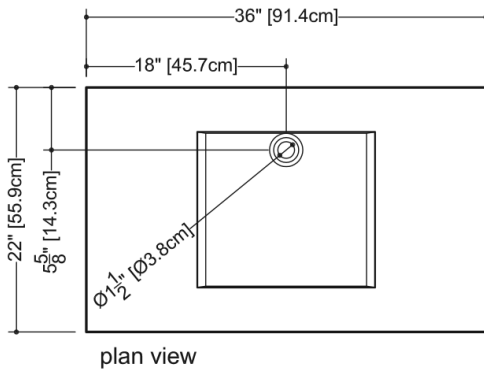
Available with or without overflow

Overflow trim finish options: polished chrome, brushed nickel, matte black, satin brass or no metallic trim

Faucet hole options: 1 hole (for mono faucet), 3 holes (for widespread faucet) or no hole (for wall-mounted faucet)

TECHNICAL DETAILS

- **Width:** 22"
- **Length:** 36"
- **Height:** 2"
- **Weight:** 34 lbs / 15 kg



VCS 36C

WETSTYLE cannot be held responsible for any technical errors and reserves the right to make revisions without notice. Approximate measurement. The manufacturer accepts 1/4" (6.35mm) variance.

OPTIONS

Model

- VCS36C

Overflow

- No Overflow
- With Overflow - Brushed Nickel (#BN)
- With Overflow - Matte Black (#MB)
- With Overflow - No Trim (#NT)
- With Overflow - Polished Chrome (#PC)
- With Overflow - Satin Brass (#SB)

WETMAR BiO Finish

- White Matte (#MA)
- White True High Gloss (#GA)

Faucet Hole Drilling

- No Faucet Hole
- One Hole for Mono Faucet (#1)
- Three Holes for Widespread Faucet (#8)

CODES/STANDARDS APPLICABLES

IAPMO-ANSI Z124.1
IAPMO-ANSI Z124.3
CSA B 45.0
CSA B 45.4
Mass Board Approved

NOTES

IMPORTANT - FOR FLOATING SINK INSTALLATION: Bracket and/or decorative trim must be ordered at the same time as the lavatory.