

Series 300
Widespread Lavatory Set

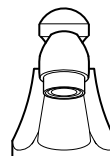
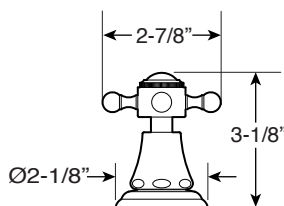
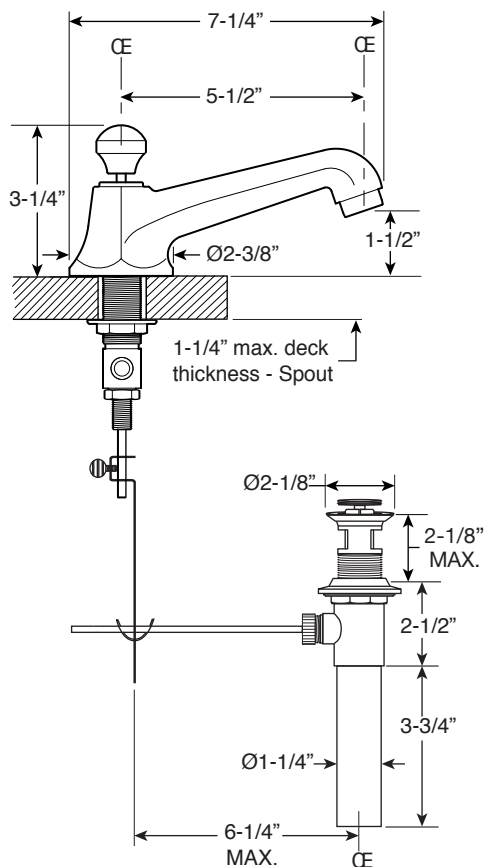
FEATURES:

- All brass construction.
- Flexible hoses designed to be installed on 8" to 16" centers.
- Includes drain assembly pictured below.
- 16pt. 1/4-turn ceramic disc valve cartridge.
- Standard aerator is limited to 1.2 gpm.
- Available in all finishes. Warranty varies according to finish selection.
- Certified to meet or exceed the following codes and standards:
ASME A112.18.1/CSAB 125.1-2012

1.305508

St. Michel Handle

16 pt.



2-1/4"

16 pt. Replacement
Cartridge Part #'s

HOT: 18.30.030
COLD: 18.30.029