

E-Mini Thermostatic Valve with Shut-Off or with Positive Shut-Off 2-Way Diverter

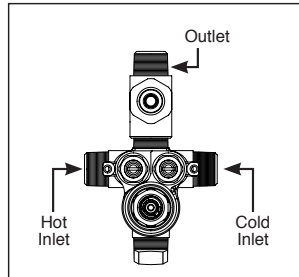
Installation Instructions - Rough In

SIGMA
Designer Faucetry

E-Mini Thermostatic Valve with Shut-Off



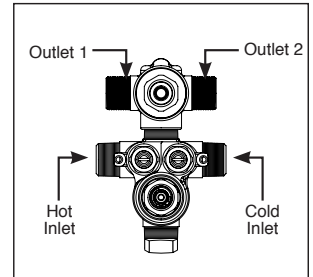
PART#
18.30.291



E-Mini Thermostatic Valve with Positive Shut-off 2-Way Diverter



PART#
18.30.292



SPECIFICATIONS

Minimum operating pressure	20 psi
Maximum operating pressure	125 psi
Max hot water inlet temp.	190°F
Hot and cold water inlets	1/2" NPT male
Shower and tub outlet	1/2" NPT male
Flow capacity / Shut-Off	7.0 GPM / 45 psi
Flow capacity / Diverter	4.5 GPM / 45 psi

NOTICE: These install instructions do not represent step-by-step directions. They are a product supplement only to be used by a qualified and licensed plumber. We recommend all plumbing fixtures to be installed by a professional.

This valve is precision engineered to provide satisfactory performance provided it is installed and operated in accordance with recommendations contained in these installation instructions. Please be sure to familiarize yourself with these instructions.

PRIOR TO STARTING:

1. FLUSH lines of debris prior to starting. Debris may clog the cartridge.
2. Use template provided to cut hole size required to access the integral screwdriver service stops and the removable cartridges. The rough valves come PRE-ASSEMBLED and FACTORY READY TO INSTALL.
3. Be alert that the valve body is not installed upside down. Ensure that the screwdriver service stops are installed up.
4. The screwdriver service stops should always be in the full-open position with the valve in use. They are not to be used to restrict flow of either hot or cold inlets. THE HOT AND COLD WATER MUST BE FULLY OPERATIONAL AT THE VALVE INLETS OR THE UNIT WILL NOT FUNCTION PROPERLY DURING TESTING OR EVEN FLUSHING.
5. When soldering the valve body, it IS necessary to remove the cartridge assembly and screwdriver service stops.
6. Make sure to flush or raise grouting on a tiled wall surface to prevent seepage behind plate.

ROUGH-IN OF VALVE

1. Strap securely into place using plumber supplied pipe strap. FIG. 1. Connect piping to 1/2" NPT female connections or 1/2" slip fit. NOTE: "H & C" MARKINGS ON SIDE OF VALVE.
2. The depth of rough-in should account for thickness of wall materials to be used, combining thickness of wall board and finished wall materials. It is CRITICAL TO PLACE THERMO VALVE MUD GUARD FLUSH WITH THE FINISHED WALL. FIG. 1.
3. Anchor installation to bracing between studs using the connection piping.
4. Valve should be pressurized and tested for leaks at the connections. DO NOT close wall until valve is tested.
5. Mud guard should be left attached to the valve until the finished wall material is installed.
6. Use only propane or butane gas when soldering. Do not use oxygen / acetylene as extreme heat may damage internal components.

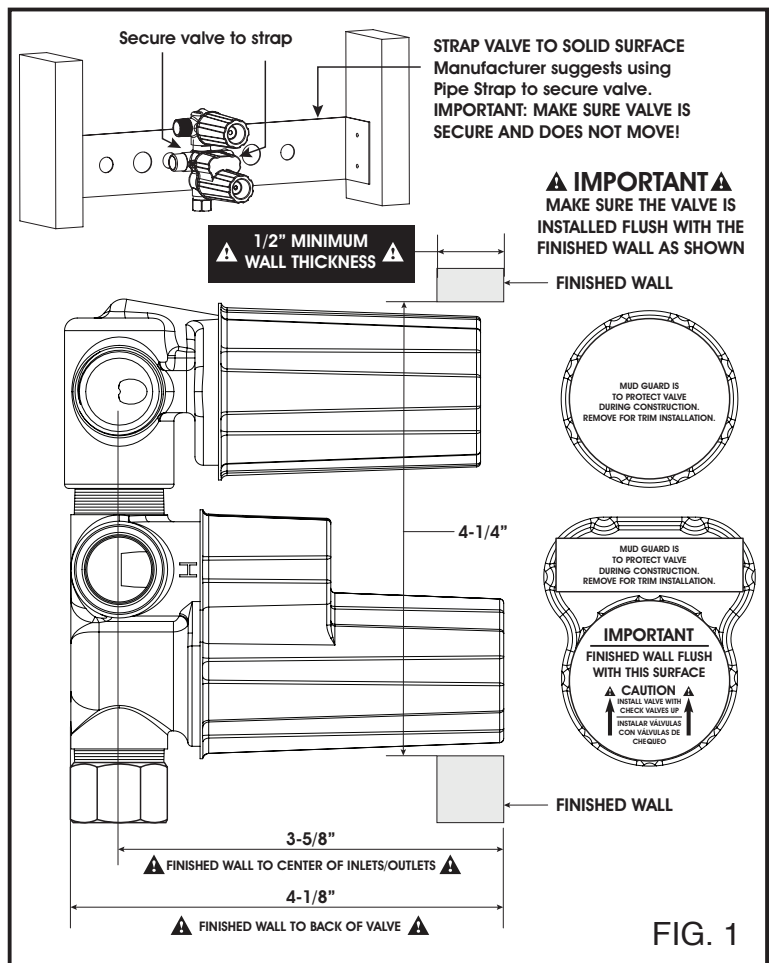


FIG. 1

Product/Finish Warranty: American Faucet & Coatings Corporation warrants that products are free from defects in materials and workmanship for five (5) years from date of invoice. In addition, our Finish Warranty provides limited LIFETIME coverage for Chrome & PVD finishes, five (5) years for Omega powder coated finishes & Polished Gold. Living finishes are warranted for workmanship only. If any material proves to be defective after inspection by our company, it will be repaired or replaced at our discretion at no charge. However, no claims for labor, shipping costs, or consequential damages will be accepted.

What we will do: We will restore any product whose finish proves to be defective back to its original finish at no charge during the appropriate warranty period stated above. Proof of purchase must be provided. After the warranty period, American Faucet and Coatings Corporation will refinish any of its faucets at the prevailing appropriate charge.

What you must do: The faucets must be properly installed according to our instructions and specifications & are for residential use only. The faucets cannot be altered in any way. You must maintain and clean the faucets in accordance with the instructions provided with the product. You must use the faucet(s) for residential use only.

How to obtain service: Send your name, address, and telephone number along with a statement describing the nature of the problem and your paid sales slip or other proof of purchase to:

American Faucet & Coatings Corporation
3280 Corporate View
Vista, CA 92081

We will then contact you and take appropriate action. Do not send us any part(s) of your faucet(s) or its various connecting hoses unless we have contacted you and have sent you an approved RGA form. All transportation charges for returned goods must be paid by the customer.

What is not covered: This warranty does not cover the crystal/glass, or porcelain products of any faucet or the drain assembly or aerator on other than the Chrome or PVD finishes. This warranty also does not cover damage caused by accident, alterations, misuse, abuse, normal wear and tear, lime deposits, direct exposure to salty air or corrosive materials, or the color change that takes place with the passage of time, or use in any manner contrary to American Faucet and Coatings Corporation's printed instructions. In the case of in-the-wall installations American Faucet and Coatings Corp. will assume no liability if there is no access. In no event will we be liable for labor of any kind, incidental or consequential damages. This warranty is extended in lieu of all other expressed or implied warranties, whether oral or written. Many installation compounds are harmful to brass and metal finishes. The use of any lead-based or acidic curing adhesive, silicone, mastic, or plumber's putty on or near our finished products will void the finish warranty. Use only sealants which are neutral curing and are not reactive with metal and brass finishes. American Faucet & Coatings Corporation reserves the right to change, modify or alter its products as deemed necessary. This warranty supersedes any other American Faucet & Coatings Corporation warranties, whether oral or written.

Unless otherwise contrary to state law governing the purchase, American Faucet and Coatings Corporation's liability will not exceed the wholesale price for the American Faucet and Coatings Corporation product considered defective. This warranty gives you specific legal rights, and you may also have other rights which vary from state to state. Some states do not allow exclusion of incidental or consequential damages, so the above limitation may not apply to you.

LIFETIME WARRANTY ON 1/4 TURN CERAMIC DISC CARTRIDGE

Should the ceramic disc cartridge in your faucet ever fail, American Faucet & Coatings Corporation will replace the failed part free of charge to the original purchaser of the product. Your cost will be a \$9.95 handling and mailing charge. Labor not included. When ordering replacements, denote for widespread or centerset lavatory, roman tub, or other. Include age of faucet. (This does not include thermostatic, pressure balance, or diverter cartridges.)

**CONSUMER WARNING
CALIFORNIA PROPOSITION 65 WARNING**

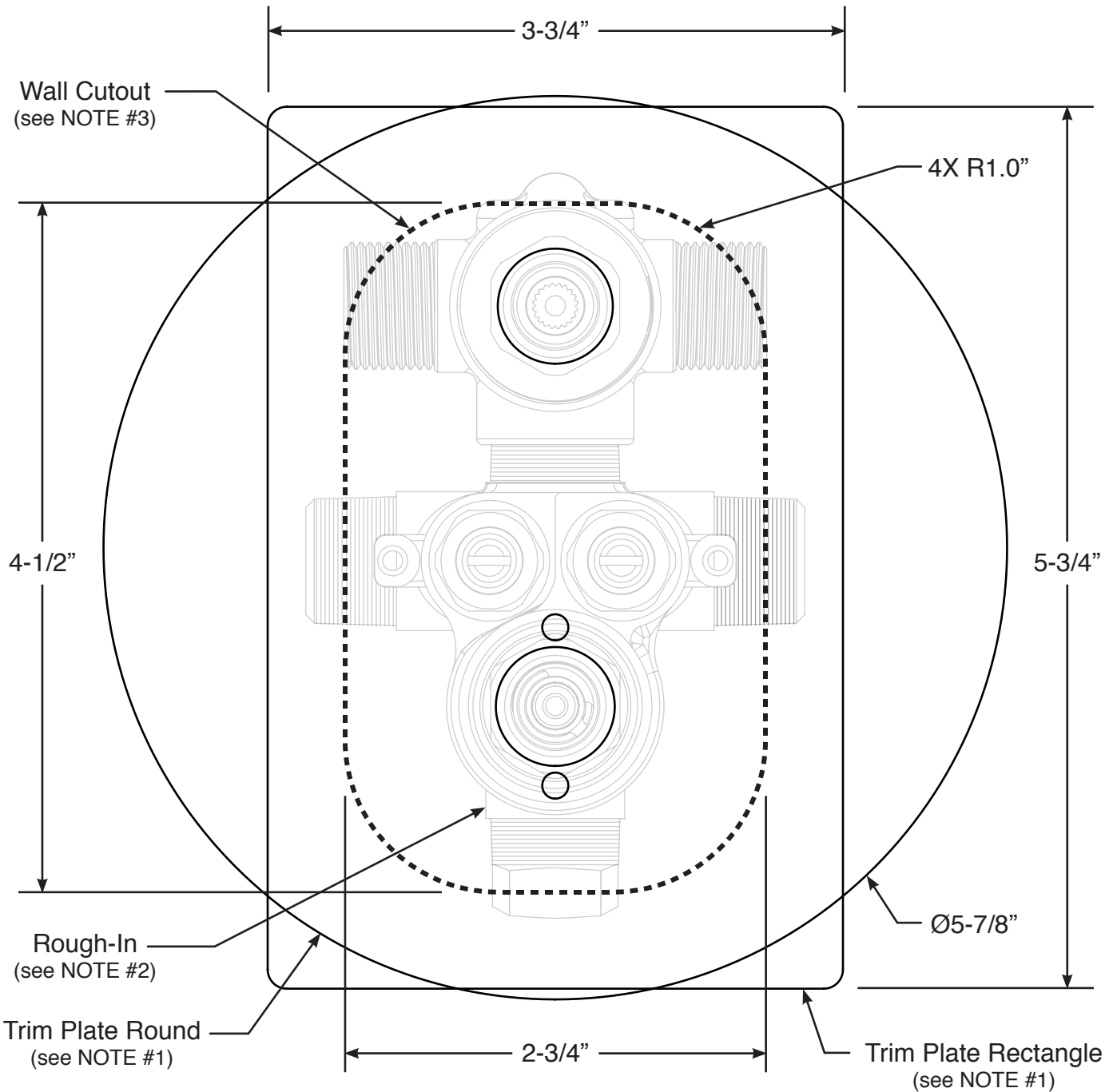
Among other chemicals known to cause harm, this faucet contains lead, a chemical known to the State of California to cause birth defects or other reproductive harm.

All faucets and products made of leaded brass alloys, even those that comply with U.S. Environmental Protection Agency regulations, contribute small amounts of lead to water that is allowed to stand in contact with the brass. This faucet complies with all E.P.A. regulations regarding the amount of lead used in plumbing brass and solder. The amount of lead contributed by any faucet is highest when the faucet is new. The following steps will reduce potential for exposure to lead from faucets and other parts of the plumbing system:

- Always run the water for a few seconds prior to use for drinking or cooking.
- Use only cold water for drinking or cooking.
- If you wish to flush the entire plumbing system of water that has been standing in the pipes or other fittings, run the cold water until the temperature of the water drops, indicating water coming from the outside main.
- If you are concerned about lead in your water, have your water tested.

American Faucet & Coatings Corporation

E-Mini Thermostatic Valve with Shut-Off or
 E-Mini Thermostatic Valve with
 Positive shut-off Two-Way Diverter
 Template Cutout Full Scale (1:1)



NOTES:

1. The solid dark lines represents the actual outline of the Trim Plate.
2. The solid light lines represents the actual outline of the Rough-In.
3. The dashed dark line represents the actual cutout in the Wall.