



Bathtub - IMO

Showerhead - polished chrome

Article number: 28 505 979-00 0010

NO IMAGE



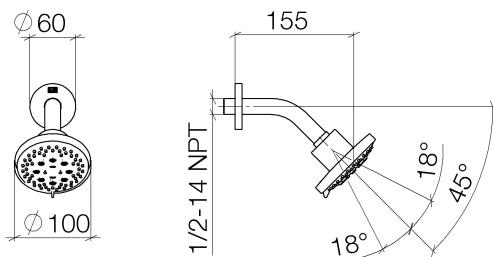
AVAILABLE

- 6-1/8" Projection
- swivels 18°
- 3 individual sprays (standard, soft, massage) + 2 combinations (standard+soft, soft+massage)
- Descaling system
- Ø 3-7/8"
- Flange diameter 2-3/8"
- 1/2" connection
- Water flow rate limited to max. 1.8 gpm



polished chrome

## Dimensional drawing

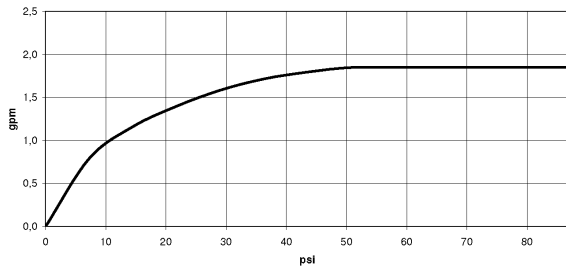


All dimensions in mm / inch = mm x 0,0394



Bathtub - IMO  
Showerhead - polished chrome  
Article number: 28 505 979-00 0010

### Flow rate chart





Bathtub - IMO  
Showerhead - polished chrome  
Article number: 28 505 979-00 0010

### Other surface finishes




platinum matte  
28 505 979-06 0010



platinum  
28 505 979-08 0010



Brushed Durabronze  
28 505 979-28 0010



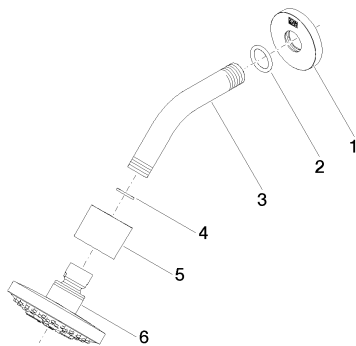
black matte  
28 505 979-33 0010



Dark Platinum matte  
28 505 979-99 0010

More custom finish options are available via special production (xTra Service). Please see our finish matrix for availability and pricing or contact a Dornbracht representative.

### Spare parts list



Number	Item Number	Designation	Number of units
1	09 27 22 045-00	rosette	1
2	09 14 10 026 90	seal	1
3	09 11 03 011-00	connection	1
4	09 14 20 002 90	seal	1
5	09 11 01 191-00	cover	1
6	90 12 05 055 01-00	shower	1