

# BARiL

STYLE × FONCTION

Fiche Technique / Spec Sheet

## PRO-2100-77-xx

### Description

- Ensemble complet de douche pression équilibrée
- *Complete pressure balanced shower kit*

### Composantes incluses / Included components

- B77-9100-0#-xx
- DGL-2070-04-xx
- RAC-9001-16-xx

### Finis disponibles / Available finishes

- CC: Chrome / *Chrome*
- NN: Nickel / *Nickel*
- GG: Or / *Gold*
- \*\*: Fini spécial / *Special finish*



# BARiL

Fiche Technique / Spec Sheet

**B77-9100-01-xx**

STYLE × FONCTION

## Description

- Valve de douche pression équilibrée
- Valve on-off
- *Pressure balanced shower control valve*
- *On-off valve*

## Débit / Flow rate

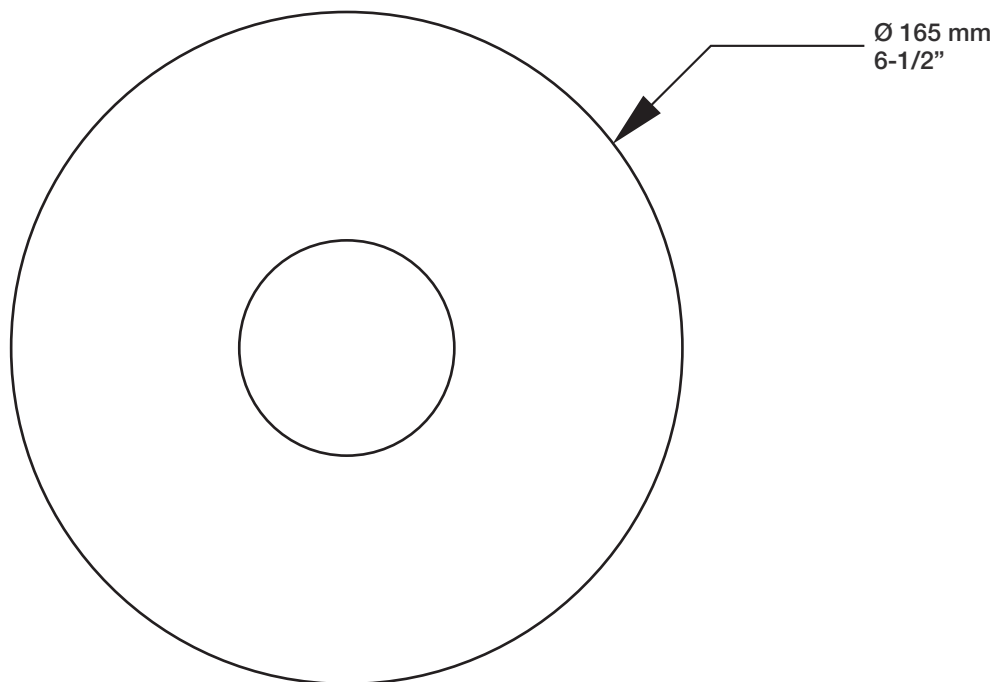

- 23 l/min - 60 psi
- 6 gpm - 60 psi

## Cartouche / Cartridge

- CAR-0910-40

## Finis disponibles / Available finishes

- CC: Chrome / *Chrome*
- NN: Nickel / *Nickel*
- GG: Or / *Gold*
- \*\*: Fini spécial / *Special finish*



# BARiL

Fiche Technique / Spec Sheet

DGL-2070-04-xx

STYLE × FONCTION

## Description

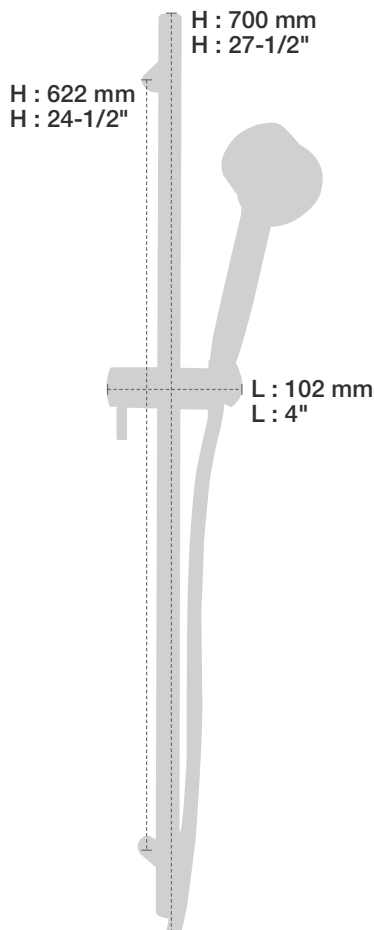
- Douche à glissière Slom 4 jets
- Mécanisme 4 jets : pluie, pluie dure, mélange des deux et massage
- *Slom 4-spray sliding shower bar*
- *4-spray mechanism: rain, hard rain, mix of the two and massage*

## Débit / Flow rate

- 7,6 l/min - 80 psi
- 2 gpm - 80 psi

## Finis disponibles / Available finishes

- CC: Chrome / *Chrome*
- NN: Nickel / *Nickel*
- GG: Or / *Gold*
- \*\*: Fini spécial / *Special finish*



# BARiL

STYLE × FONCTION

Fiche Technique / Spec Sheet

## RAC-9001-16-xx

### Description

- Coude de raccordement en laiton 1/2" F
- 1/2" F brass elbow connector

### Finis disponibles / Available finishes

- CC: Chrome / Chrome
- NN: Nickel / Nickel
- GG: Or / Gold
- \*\*: Fini spécial / Special finish

